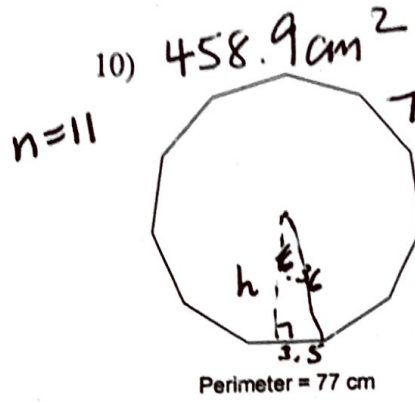
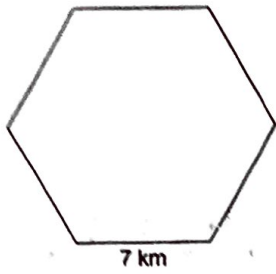


9)  $127.3 \text{ km}^2$



$\tan 16.36 = \frac{3.5}{h}$

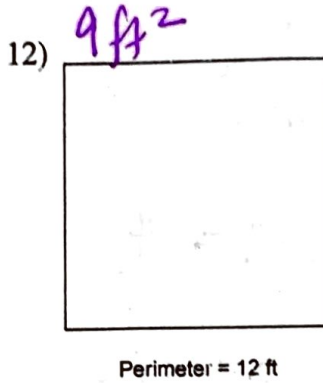
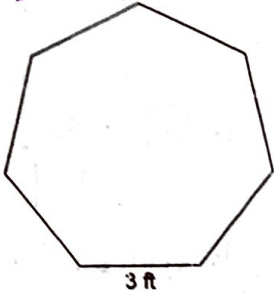
$h = \frac{3.5}{\tan 16.36}$

$= 11.92$

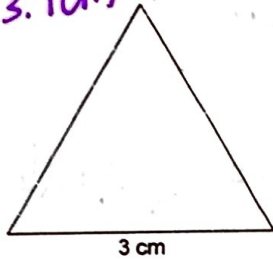
$A = 11 \left( \frac{1}{2} (7) (11.92) \right)$

$= 458.9 \text{ cm}^2$

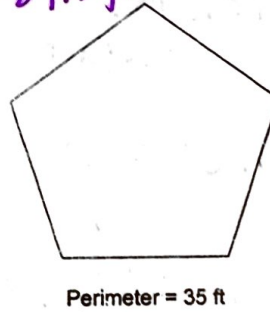
11)  $32.7 \text{ ft}^2$



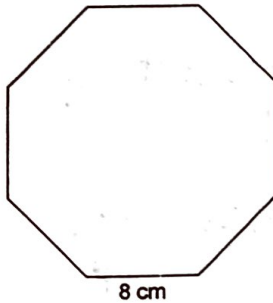
13)  $3.9 \text{ cm}^2$



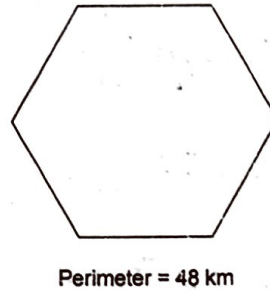
14)  $84.3 \text{ ft}^2$



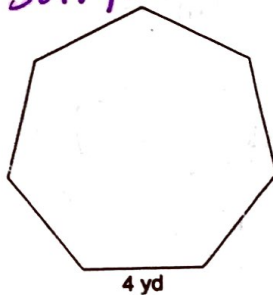
15)  $309 \text{ cm}^2$



16)  $166.3 \text{ km}^2$



17)  $58.1 \text{ yd}^2$



18)  $6.9 \text{ cm}^2$

